

**CT Department of Labor
Appropriations Committee
Informational Forum
November 1, 2021**

Unemployment

Updated unemployment rates in major cities.

The [Local Area Unemployment Statistics \(LAUS\)](#) contains unemployment rates for every city and town in Connecticut. This document is updated and posted on the Connecticut Department of Labor (CTDOL) website each month. For the September 2021 LAUS, please see Appendix 1. CTDOL does not define “major cities” for the purposes of unemployment rate, however the three towns with the largest labor force have unemployment rates as follows: Stamford – 5.2%, Bridgeport – 8.6%, and New Haven – 6.9%.

Jobs Growth

What are the number of new jobs registered? What is the economic sector breakdown?

CTDOL reports on total employment by sector each month, there is no “new jobs” registration mandate or system. We also receive information about job postings through [CTHires](#) and other [labor data](#). The [Labor Situation](#) report is updated and published on our website each month, for the September 2021 report please see Appendix 2.

Reemployment

What is being done to match workers to jobs? What about the skills gap?

CTHires

CTDOL provides extensive information on reemployment to all registrants in CTHires (the state’s job bank and case management system), which includes all UI filers, job seekers, and employers. CTHires provides:

- [Virtual Recruitment](#)—job postings sent directly to registrants that match registrant’s skills, education/certifications, and interests. All CTHires job postings are vetted for legitimacy.
- [Employment Workshops](#) including resume writing, job search strategies, interviewing techniques, and navigating LinkedIn.
- [American Job Center](#) service notifications which alert registrants to programs and services available through the American Job Centers, connect them to information that may be beneficial to their job search, and provide direct links to appointment scheduling.

In addition, the five comprehensive American Job Centers (AJCs) use CTHires to assist job seekers by promoting:

- Local employer recruitments
- Career fairs
- Hot jobs lists indicating which employers are hiring
- Training opportunities that build skills, expand networks, and introduce new technology

CTHires collects occupational data that allows us to understand registrant’s skill level and their industry sector. For a table of occupations for customers that have registered in CTHires since 1/1/2021, please see Appendix 3. This includes the raw number and the percentage of the total of all occupations. CTDOL also receives skills information through current job postings from Help Wanted On-Line (HWOL). This is a service we purchase through the Conference Board. The data comes from Burning Glass/Emsi. Please see Appendix 4 for HWOL information job postings and skills.

Reemployment Services and Eligibility Assessment

The Unemployment Insurance (UI) Reemployment Services and Eligibility Assessment (RESEA) program serves approximately 10,000 claimants per year by offering personalized assistance and case management. RESEA customers are generally those who are most likely to exhaust benefits and will be supported by a customized re-employment plan. If selected for RESEA, claimants will have individualized services available. If they choose not to participate, their benefits may be impacted.

Jobs First Employment Services

Connecticut's Jobs First Employment Services (JFES) program helps ~3500 parents per year gain the skills needed to obtain meaningful employment and become independent of cash assistance. CTDOL administers this program in partnership with the Department of Social Services (DSS) and the five Regional Workforce Development Boards (WDBs). JFES provides a host of employment services, such as job search assistance and skills training to time-limited recipients of Temporary Family Assistance (TFA), Connecticut's federally funded cash assistance program for low-income families. These families are referred to the JFES program by DSS. The WDBs operate as intermediaries that subcontract with other organizations to provide direct services to JFES participants in American Job Centers (AJCs) around the state.

Are the statistics capturing employees who are working from home? How many older workers are back to work?

State and federal surveys do not ask about or differentiate the work environment of employees. The monthly [Labor Situation](#) report is based on the submissions of employers who report the number of employees on their payrolls regardless of if they work from home or at a specific location.

The best source of employment by age is the Quarterly Workforce Indicators (QWI). These data are produced by the U.S. Census Bureau which matches CTDOL wage records to administrative data to provide demographic characteristics such as age. Processing this data is time intensive; the most recent data available are through the third quarter of 2020 and showed that quarterly average employment (not seasonally adjusted) was still falling. We will continue to study future releases of as new data becomes available. Through the 3rd quarter of 2020, total employment (all ages) fell 210,000 (13%) from 3rd quarter 2019. For those aged 55 to 64, employment fell 30,600 (9%) and for those aged 65 and above employment fell 16,400 (13%).

There is also employment data from the household survey also known as the Current Population Survey (CPS). The CPS has a small sample size in Connecticut (just a few hundred households each month) so the data are reported as a 12-month moving average. For the 12 months ended September 2021 compared to the 12 months ended March 2021 (months that saw the pandemic's highest impact) employment overall is up 15,200 (1%). Employment for those aged 55 to 64 is up 2,700 (1%) and for those aged 65 and over is up 1,400 (1%). Because the sources, concepts measured, and time periods are very different, the QWI and CPS data will never match. However, based on the limited data we have so far, older workers seem to be having similar labor market experiences as the population overall.

What is being done for outreach to the Hispanic community?

Our programs and services are universally available. We provide written and electronic documents in Spanish, including our CTHires system and we emergency-migrated several of our high-traffic web pages to the state's Sitecore web platform to ensure they are captured under the Google translator software that Connecticut uses. We expect our entire site to be migrated within a year. Additionally, we produce explainer videos and social media posts in multiple languages and American Sign Language and have done Spanish-language media in conjunction with English-language media.

APPENDIX 1

CONNECTICUT

LABOR FORCE DATA FOR LABOR MARKET AREAS & TOWNS

(By Place of Residence - Not Seasonally Adjusted)

SEPTEMBER 2021

Labor Market Areas are highlighted, followed by the towns that make up the Area.

LMA/TOWNS	LABOR FORCE	EMPLOYED	UNEMPLOYED	RATE	LMA/TOWNS	LABOR FORCE	EMPLOYED	UNEMPLOYED	RATE
BRIDGEPORT-STAMFORD	438,507	414,157	24,350	5.6	HARTFORD (cont.)	595,873	563,840	32,033	5.4
Ansonia	8,917	8,098	819	9.2	East Haddam	4,795	4,567	228	4.8
Bridgeport	65,773	60,085	5,688	8.6	East Hampton	7,375	7,044	331	4.5
Darien	8,085	7,752	333	4.1	East Hartford	26,141	24,268	1,873	7.2
Derby	6,353	5,850	503	7.9	Ellington	9,183	8,800	383	4.2
Easton	3,594	3,449	145	4.0	Farmington	13,506	13,033	473	3.5
Fairfield	27,716	26,431	1,285	4.6	Glastonbury	18,071	17,482	589	3.3
Greenwich	27,145	26,068	1,077	4.0	Granby	6,606	6,383	223	3.4
Milford	28,932	27,428	1,504	5.2	Haddam	4,794	4,628	166	3.5
Monroe	9,378	8,977	401	4.3	Hartford	51,275	46,308	4,967	9.7
New Canaan	7,801	7,522	279	3.6	Hartland	1,088	1,054	34	3.1
Norwalk	47,832	45,481	2,351	4.9	Harwinton	3,054	2,952	102	3.3
Oxford	6,876	6,570	306	4.5	Hebron	5,306	5,085	221	4.2
Redding	4,111	3,963	148	3.6	Lebanon	3,873	3,682	191	4.9
Ridgefield	11,067	10,604	463	4.2	Manchester	31,653	29,840	1,813	5.7
Seymour	8,441	7,956	485	5.7	Mansfield	11,711	11,353	358	3.1
Shelton	20,769	19,690	1,079	5.2	Marlborough	3,389	3,279	110	3.2
Southbury	8,191	7,793	398	4.9	Middletown	25,117	23,672	1,445	5.8
Stamford	66,476	63,024	3,452	5.2	New Britain	35,754	32,683	3,071	8.6
Stratford	25,749	24,056	1,693	6.6	New Hartford	3,810	3,647	163	4.3
Trumbull	16,693	15,916	777	4.7	Newington	16,376	15,660	716	4.4
Weston	4,074	3,901	173	4.2	Plainville	9,990	9,470	520	5.2
Westport	12,122	11,658	464	3.8	Plymouth	6,303	5,992	311	4.9
Wilton	7,937	7,548	389	4.9	Portland	5,180	4,974	206	4.0
Woodbridge	4,476	4,337	139	3.1	Rocky Hill	11,121	10,672	449	4.0
					Scotland	911	873	38	4.2
DANBURY	100,411	95,995	4,416	4.4	Simsbury	13,287	12,820	467	3.5
Bethel	10,253	9,855	398	3.9	Southington	23,508	22,535	973	4.1
Bridgewater	787	754	33	4.2	South Windsor	13,740	13,186	554	4.0
Brookfield	8,785	8,372	413	4.7	Stafford	6,501	6,254	247	3.8
Danbury	44,491	42,531	1,960	4.4	Thomaston	4,485	4,320	165	3.7
New Fairfield	6,696	6,402	294	4.4	Tolland	8,191	7,849	342	4.2
New Milford	14,253	13,586	667	4.7	Union	444	427	17	3.8
Newtown	13,392	12,801	591	4.4	Vernon	16,711	15,861	850	5.1
Sherman	1,753	1,693	60	3.4	West Hartford	33,103	31,718	1,385	4.2
					Wethersfield	13,477	12,760	717	5.3
ENFIELD	46,844	44,566	2,278	4.9	Willington	3,470	3,341	129	3.7
East Windsor	6,276	5,988	288	4.6	Windham	11,775	11,059	716	6.1
Enfield	21,519	20,390	1,129	5.2	Windsor	16,004	15,043	961	6.0
Somers	4,695	4,489	206	4.4					
Suffield	7,167	6,890	277	3.9					
Windsor Locks	7,186	6,809	377	5.2					
HARTFORD	595,873	563,840	32,033	5.4					
Andover	1,845	1,774	71	3.8					
Ashford	2,424	2,351	73	3.0					
Avon	8,993	8,661	332	3.7					
Barkhamsted	2,192	2,098	94	4.3					
Berlin	11,234	10,769	465	4.1					
Bloomfield	11,305	10,665	640	5.7					
Bolton	3,031	2,905	126	4.2					
Bristol	31,789	29,762	2,027	6.4					
Burlington	5,457	5,235	222	4.1					
Canton	5,457	5,229	228	4.2					
Chaplin	1,195	1,132	63	5.3					
Colchester	8,851	8,527	324	3.7					
Columbia	3,082	2,951	131	4.3					
Coventry	7,447	7,164	283	3.8					
Cromwell	7,550	7,227	323	4.3					
East Granby	2,942	2,816	126	4.3					

Not Seasonally Adjusted:				
CONNECTICUT	1,815,700	1,718,000	97,800	5.4
UNITED STATES	161,392,000	154,026,000	7,366,000	4.6
Seasonally Adjusted:				
CONNECTICUT	1,812,100	1,688,800	123,400	6.8
UNITED STATES	161,354,000	153,680,000	7,674,000	4.8

All Labor Market Areas (LMAs) in Connecticut except three are federally-designated areas for developing labor statistics. For the sake of simplicity, the federal Bridgeport-Stamford-Norwalk Hartford-West Hartford-East Hartford NECTA is the Hartford LMA. The northwest part of the state is now called Torrington-Northwest LMA. Five towns which are part of the Springfield, MA area are published as the Enfield LMA. The towns of Eastford and Hampton and other towns in the northeast are now called Danielson-Northeast LMA.



SEPTEMBER 2021

LMA/TOWNS	LABOR FORCE	EMPLOYED	UNEMPLOYED	RATE	LMA/TOWNS	LABOR FORCE	EMPLOYED	UNEMPLOYED	RATE
NEW HAVEN	323,002	306,681	16,321	5.1	TORRINGTON-NORTHWEST	44,859	42,766	2,093	4.7
Bethany	3,106	3,008	98	3.2	Canaan	618	598	20	3.2
Branford	15,947	15,218	729	4.6	Colebrook	775	744	31	4.0
Cheshire	15,440	14,886	554	3.6	Cornwall	731	716	15	2.1
Chester	2,354	2,244	110	4.7	Goshen	1,591	1,523	68	4.3
Clinton	7,210	6,963	247	3.4	Kent	1,434	1,393	41	2.9
Deep River	2,833	2,731	102	3.6	Litchfield	4,613	4,440	173	3.8
Durham	4,230	4,106	124	2.9	Morris	1,346	1,316	30	2.2
East Haven	15,642	14,757	885	5.7	Norfolk	865	837	28	3.2
Essex	3,400	3,276	124	3.6	North Canaan	1,684	1,629	55	3.3
Guilford	12,691	12,336	355	2.8	Roxbury	1,281	1,241	40	3.1
Hamden	34,914	33,289	1,625	4.7	Salisbury	1,752	1,700	52	3.0
Killingworth	3,788	3,665	123	3.2	Sharon	1,447	1,391	56	3.9
Madison	8,968	8,649	319	3.6	Torrington	18,149	17,091	1,058	5.8
Meriden	31,995	29,911	2,084	6.5	Warren	777	736	41	5.3
Middlefield	2,494	2,408	86	3.4	Washington	2,004	1,924	80	4.0
New Haven	64,771	60,294	4,477	6.9	Winchester	5,791	5,488	303	5.2
North Branford	8,088	7,797	291	3.6					
North Haven	13,309	12,742	567	4.3	WATERBURY	107,705	100,564	7,141	6.6
Old Saybrook	5,074	4,860	214	4.2	Beacon Falls	3,461	3,268	193	5.6
Orange	7,218	6,977	241	3.3	Bethlehem	1,833	1,781	52	2.8
Wallingford	25,917	24,834	1,083	4.2	Middlebury	3,844	3,684	160	4.2
West Haven	29,977	28,251	1,726	5.8	Naugatuck	16,635	15,655	980	5.9
Westbrook	3,637	3,478	159	4.4	Prospect	5,402	5,175	227	4.2
					Waterbury	49,316	44,892	4,424	9.0
NORWICH-NEW LONDON-WESTERLY CT	117,508	110,445	7,063	6.0	Watertown	12,406	11,887	519	4.2
Bozrah	1,419	1,364	55	3.9	Wolcott	9,511	9,124	387	4.1
Canterbury	2,690	2,576	114	4.2	Woodbury	5,296	5,098	198	3.7
East Lyme	7,966	7,563	403	5.1					
Franklin	996	944	52	5.2	DANIELSON-NORTHEAST	41,018	38,948	2,070	5.0
Griswold	5,883	5,488	395	6.7	Brooklyn	3,900	3,720	180	4.6
Groton	17,053	16,139	914	5.4	Eastford	948	917	31	3.3
Ledyard	7,409	7,028	381	5.1	Hampton	1,011	960	51	5.0
Lisbon	2,185	2,058	127	5.8	Killingly	9,116	8,652	464	5.1
Lyme	1,118	1,074	44	3.9	Plainfield	8,184	7,733	451	5.5
Montville	8,473	8,007	466	5.5	Pomfret	2,356	2,288	68	2.9
New London	11,500	10,440	1,060	9.2	Putnam	4,552	4,324	228	5.0
North Stonington	2,676	2,589	87	3.3	Sterling	1,943	1,814	129	6.6
Norwich	19,087	17,546	1,541	8.1	Thompson	5,026	4,764	262	5.2
Old Lyme	3,482	3,297	185	5.3	Woodstock	3,983	3,776	207	5.2
Preston	2,250	2,131	119	5.3					
Salem	1,950	1,874	76	3.9					
Sprague	1,509	1,398	111	7.4					
Stonington	9,117	8,740	377	4.1					
Voluntown	1,377	1,292	85	6.2					
Waterford	9,369	8,896	473	5.0					
					</				

APPENDIX 2



LABOR SITUATION

Office of Research

Danté Bartolomeo, Interim Commissioner

FOR IMMEDIATE RELEASE

September 2021 Data

CT Unemployment Rate = 6.8%

US Unemployment Rate = 4.8%

Connecticut jobless rate falls as employment recovery continues (+4,700)

WETHERSFIELD, October 21, 2021 – Connecticut employment gains were estimated at 4,700 (0.3%) for September 2021 (seasonally adjusted). Connecticut nonfarm jobs are now 40,500 (2.6%) positions higher than the September 2020 job levels at 1,609,700. This is the ninth consecutive monthly gain in 2021. Connecticut has now recovered 70.4% (205,800) of the 292,400 positions lost in the March and April 2020 COVID lockdown period. August 2021 job gains were revised slightly lower by 300 to a 3,000 (0.2%) gain. The U.S. Bureau of Labor Statistics (BLS) produces these monthly statewide industry job estimates through the Current Employment Statistics (CES) program from a sample of businesses in the state.

“Connecticut gained jobs in September, building on the strong gains seen over the summer,” said Patrick Flaherty, Director of the Office of Research at the Connecticut Department of Labor. “The unemployment rate has fallen in six of the last seven months, and September’s decline came as the labor force expanded and the number of unemployed fell by more than 6,000.”

Private sector employment improved by 4,900 jobs (0.4%) to 1,385,300 in September 2021 – now up 41,000 jobs (3.1%) from September 2020. The **government supersector** was just slightly lower by 200 jobs (-0.1%) in September to a level of 224,400. This is 500 (-0.2%) positions lower than September 2020. Year-ago federal government job levels were temporarily bolstered from the Census jobs at that time. The government *supersector* includes all federal, state, and local employment, including public education and Native American casino employment located on tribal reservation land.

Seven of the ten major industry *supersectors* produced employment gains while three decreased in September 2021.

Seven increasing industry *supersectors* last month included:

Increasing Sectors			
Industry Sector	Amount of Increase	Percent Change	September 2021 Employment
Trade, Transportation, & Utilities	+3,600	1.3%	291,000
Construction & Mining	+1,700	2.9%	59,800
Education & Health Services	+1,100	0.3%	332,200
Manufacturing	+400	0.3%	153,000
Information	+300	1.1%	27,900
Leisure & Hospitality	+200	0.2%	133,600
Financial Activities	+100	0.1%	117,900

Three industry *supersectors* declined in September 2021:

Declining Sectors			
Industry Sector	Amount of Decrease	Percent Change	September 2021 Employment
Other Services	-1,400	-2.3%	59,600
Professional & Business Services	-1,100	-0.5%	210,300
Government	-200	-0.1%	224,400

In the Trade, Transportation & Utilities *supersector*, Wholesale Trade and Transportation & Warehousing added 1,900 and 1,300 jobs respectively. In Education & Health Services, Health Care & Social Assistance rose 900 with Educational Services up 200.

Connecticut Labor Market Areas (LMAs): Five out of the six Connecticut **LMAs**, that are seasonally adjusted by the BLS, had employment gains in September 2021, with just one regional labor market posting a small decline. The **Hartford LMA** (0.8%, 555,000) posted the largest monthly gain of 4,400. The **Norwich-New London-Westerly LMA** (2.9%, 119,000) was next, adding 3,300 jobs. The **Bridgeport-Stamford-Norwalk LMA** (0.5%, 377,900) added 2,000 positions, while the **New Haven LMA** (0.4%, 289,800) increased employment by 1,000. The **Danbury LMA** was also higher by 400 jobs (0.6%, 73,400). The **Waterbury LMA** declined slightly (-200, -0.3%, 65,600).

Note: The six major Connecticut LMAs are estimated independently from the statewide data by the BLS and cover more than 90% of the nonfarm employment in the state. Thus, estimates will not fully sum to the statewide total.

Hours and Earnings: The September 2021 **private sector** workweek, not seasonally adjusted, averaged 34.1 hours - this is unchanged from the September 2020 level (0.0%, 34.1). Average hourly earnings at \$33.93, not seasonally adjusted, were higher by just \$0.18 (0.05%) from the September 2020 estimate of \$33.75. The resultant September 2021 private sector weekly wage averaged \$1,157.01, up only \$6.13 from a year ago (0.05%). The Consumer Price Index for All Urban Consumers (CPI-U, U.S. City Average, not seasonally adjusted) in September 2021 was up 5.4% from September 2020. *Current all-employee private sector hours and earnings estimates can be volatile due to fluctuating sample responses.*

Labor Force Data (residential household survey)

The September 2021 unemployment rate for Connecticut was estimated by the BLS Local Area Unemployment Statistics program (LAUS) to be **6.8%** (seasonally adjusted), down by 0.4 percentage point from the August 2021 level of 7.2%. The Connecticut unemployment rate was 8.3% in September 2020. The U.S. jobless rate in September 2021 was 4.8%, down four-tenths of a percentage point from the August 2021 rate of 5.2% and below the 7.8% year-ago U.S. unemployment rate.

Unemployment claims for first-time filers (seasonally adjusted) in Connecticut were an average of 3,730 per week in September 2021, down 969 (-20.6%) from the August 2021 (4,699) level and much lower by 3,678 claims (-49.6%) from the average weekly count of 7,408 in September 2020. This level of monthly average weekly initial claims is the lowest in the state since February 2020 (3,243), just before the COVID lockdown.

The nonfarm employment estimate, derived from a survey of businesses, is a measure of jobs in the state; the unemployment rate and labor force estimates are based on a household survey, and measure the work status of people who live in Connecticut. Overall, as the national and state economies recover, volatility in monthly numbers can be expected. Job and employment estimates are best understood in the context of their movement over several months rather than observed changes in a single month's value.

*Next Connecticut Labor Situation release: Thursday, November 18, 2021
(preliminary October 2021 data)*

Contact:
Communications, CT Department of Labor
CTDOL.SocialMedia@ct.gov

Labor Market Information is available at: www.ctworkforce.info
200 Folly Brook Boulevard, Wethersfield, CT 06109-1114 www.ct.gov/dol
An Equal Opportunity/Affirmative Action Employer

NONFARM EMPLOYMENT

Jobs - by Place of Work

CONNECTICUT AND THE UNITED STATES - Seasonally Adjusted

	September 2021 P	August 2021 R	July 2021	June 2021	September 2020	Over Month Change	Over Month Rate	Over Year Change	Over Year Rate
CONNECTICUT	1,609,700	1,605,000	1,602,000	1,590,900	1,569,200	4,700	0.3%	40,500	2.6%
Total Private	1,385,300	1,380,400	1,374,200	1,366,100	1,344,300	4,900	0.4%	41,000	3.0%
Goods Producing Industries									
Mining	500	500	500	500	500	0	0.0%	0	0.0%
Construction	59,300	57,600	56,700	55,400	57,200	1,700	3.0%	2,100	3.7%
Manufacturing	153,000	152,600	151,700	151,300	152,000	400	0.3%	1,000	0.7%
Durable Goods	120,000	119,900	118,800	119,000	120,200	100	0.1%	-200	-0.2%
Nondurable Goods	33,000	32,700	32,900	32,300	31,800	300	0.9%	1,200	3.8%
Service Providing Industries									
Trade, Transportation & Utilities	291,000	287,400	287,300	285,400	282,800	3,600	1.3%	8,200	2.9%
Wholesale	56,600	54,700	54,900	53,900	55,900	1,900	3.5%	700	1.3%
Retail	164,900	164,500	164,800	164,500	163,900	400	0.2%	1,000	0.6%
Transp, Warehousing & Utilities	69,500	68,200	67,600	67,000	63,000	1,300	1.9%	6,500	10.3%
Information	27,900	27,600	27,600	27,200	28,600	300	1.1%	-700	-2.4%
Financial Activities	117,900	117,800	117,100	117,400	119,100	100	0.1%	-1,200	-1.0%
Finance & Insurance	100,100	100,100	99,800	99,800	100,800	0	0.0%	-700	-0.7%
Real Estate, Rental & Leasing	17,800	17,700	17,300	17,600	18,300	100	0.6%	-500	-2.7%
Professional & Business Services	210,300	211,400	209,500	208,000	203,200	-1,100	-0.5%	7,100	3.5%
Prof, Scientific & Tech Services	95,100	95,000	94,100	93,900	91,300	100	0.1%	3,800	4.2%
Management of Companies	32,500	32,800	32,600	32,400	32,200	-300	-0.9%	300	0.9%
Admn & Support & Waste Mgt Serv	82,700	83,600	82,800	81,700	79,700	-900	-1.1%	3,000	3.8%
Educational & Health Services	332,200	331,100	331,700	329,700	323,400	1,100	0.3%	8,800	2.7%
Educational Services	66,300	66,100	65,900	65,700	61,900	200	0.3%	4,400	7.1%
Health Care & Social Assistance	265,900	265,000	265,800	264,000	261,500	900	0.3%	4,400	1.7%
Leisure and Hospitality	133,600	133,400	131,600	129,800	120,700	200	0.1%	12,900	10.7%
Arts, Entertainment & Recreation	21,900	21,900	21,400	21,700	20,600	0	0.0%	1,300	6.3%
Accommodation & Food Services	111,700	111,500	110,200	108,100	100,100	200	0.2%	11,600	11.6%
Other Services	59,600	61,000	60,500	61,400	56,800	-1,400	-2.3%	2,800	4.9%
Government**	224,400	224,600	227,800	224,800	224,900	-200	-0.1%	-500	-0.2%
UNITED STATES	147,553,000	147,359,000	146,993,000	145,902,000	141,865,000	194,000	0.1%	5,688,000	4.0%

LABOR MARKET AREAS (LMA)

Labor Market Area employment estimates are made independently of Statewide estimates.

Seasonally Adjusted data	September 2021 P	August 2021 R	July 2021	June 2021	September 2020	Over Month Change	Over Month Rate	Over Year Change	Over Year Rate
Bridgeport-Stamford-Norwalk	377,900	375,900	373,000	373,900	370,000	2,000	0.5%	7,900	2.1%
Danbury	73,400	73,000	72,800	72,600	71,700	400	0.5%	1,700	2.4%
Hartford	555,000	550,600	548,200	546,800	546,900	4,400	0.8%	8,100	1.5%
New Haven	289,800	288,800	288,000	283,900	280,900	1,000	0.3%	8,900	3.2%
Norwich-New London-Westerly, RI	119,000	115,700	115,400	114,700	114,000	3,300	2.9%	5,000	4.4%
Waterbury	65,600	65,800	65,500	65,600	63,400	-200	-0.3%	2,200	3.5%
Not Seasonally Adjusted data (Non-Classified Areas, State estimated not BLS)									
Enfield	42,000	41,600	41,700	41,800	41,500	400	1.0%	500	1.2%
Torrington-Northwest	31,300	31,000	31,400	31,500	30,800	300	1.0%	500	1.6%
Danielson-Northeast	26,100	25,800	25,800	25,900	25,300	300	1.2%	800	3.2%

* Less than 0.05% ** Includes Native American tribal government employment

P = Preliminary

R = Revised

Starting with March, 2011, our monthly statewide and major LMA nonfarm job estimates have been taken over by the US Department of Labor Bureau of Labor Statistics. This is the final phase of transition in this program, which began in 2008. As a result of changes in the estimation procedures, you are likely to see more variability in month-to-month estimates of job counts. Caution should be used in interpreting any single month's estimate. The data are best interpreted to identify trends and cycles over several months and quarters. If you have any questions about these changes, please email us at: dol.lmi@ct.gov. Danbury and Waterbury LMA's are now back to being seasonally adjusted.

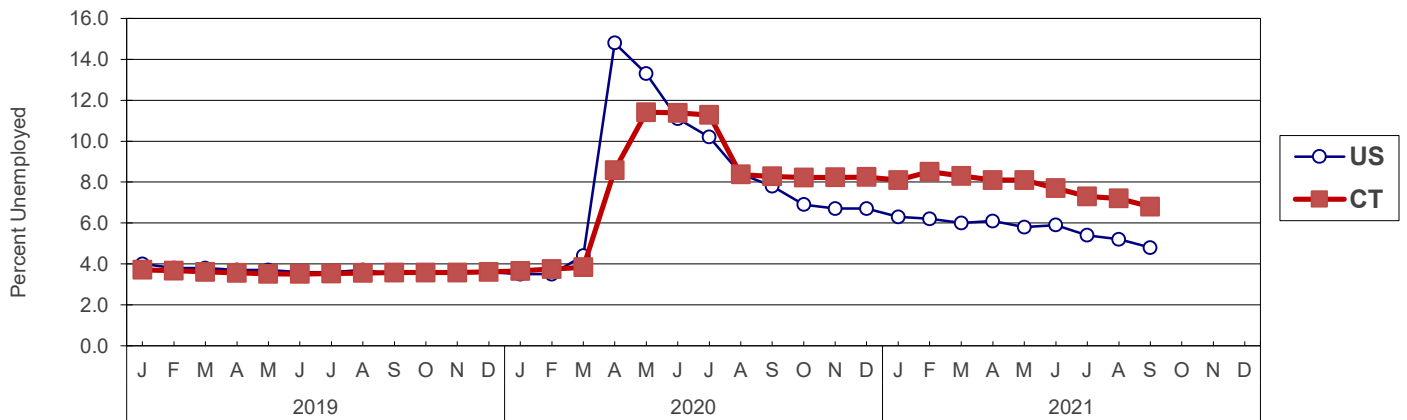
UNEMPLOYMENT

Persons Unemployed - by Place of Residence

CONNECTICUT AND THE UNITED STATES - Seasonally Adjusted

	Sep 2021 P		Sep 2020 R		Change		Aug 2021 R	
	Number	Rate	Number	Rate	Number	Points	Number	Rate
CONNECTICUT								
Unemployed	123,400	6.8	152,600	8.3	-29,200	-1.5	129,900	7.2
Labor Force	1,812,100		1,844,100		-32,000		1,810,200	
UNITED STATES								
Unemployed	7,674,000	4.8	12,535,000	7.8	-4,861,000	-3.0	8,384,000	5.2
Labor Force	161,354,000		160,078,000		1,276,000		161,537,000	

U.S. AND CONNECTICUT UNEMPLOYMENT RATES - Seasonally Adjusted 2019 - 2021



LABOR MARKET AREAS - Not Seasonally Adjusted

	Sep 2021 P		Sep 2020 R		Change		Aug 2021 R	
	Number	Rate	Number	Rate	Number	Points	Number	Rate
Bridgeport-Stamford	24,400	5.6	37,900	8.5	-13,500	-2.9	27,200	6.2
Danbury	4,400	4.4	7,400	7.3	-3,000	-2.9	5,100	5.1
Danielson-Northeast*	2,100	5.0	3,100	7.6	-1,000	-2.6	2,300	5.6
Worcester NECTA	2,000	5.1	3,000	7.7	-1,000	-2.6	2,300	5.7
Hampton	100	4.2	100	5.5	0	-1.3	100	4.5
Enfield	2,300	4.9	3,500	7.4	-1,200	-2.5	2,500	5.4
Hartford	32,000	5.4	48,500	8.0	-16,500	-2.6	36,400	6.2
New Haven	16,300	5.1	24,800	7.6	-8,500	-2.5	18,400	5.8
Norwich-New London	7,700	5.8	13,400	9.9	-5,700	-4.1	8,700	6.6
Torrington-Northwest**	2,100	4.7	3,100	6.8	-1,000	-2.1	2,400	5.4
Torrington NECTA	1,400	5.6	2,100	8.2	-700	-2.6	1,600	6.5
Litchfield	700	3.5	1,000	5.0	-300	-1.5	800	4.0
Waterbury	7,100	6.6	10,400	9.5	-3,300	-2.9	8,000	7.5
CONNECTICUT	97,800	5.4	150,500	8.2	-52,700	-2.8	110,200	6.1
UNITED STATES	7,366,000	4.6	12,277,000	7.7	-4,911,000	-3.1	8,556,000	5.3

P = Preliminary

R = Revised

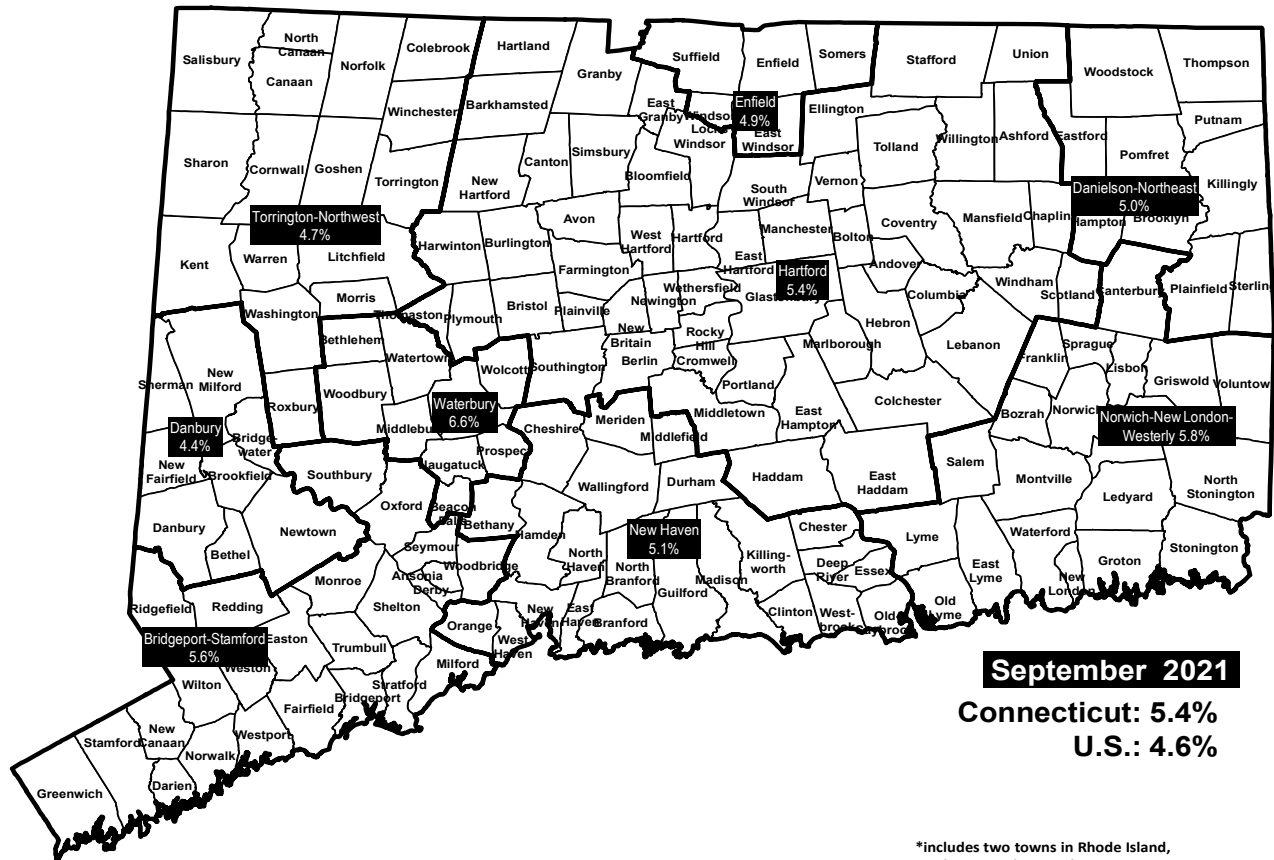
Labor force data included in this publication are developed in cooperation with the U.S. Department of Labor, Bureau of Labor Statistics.

* Worcester NECTA, CT part and Hampton LMA are combined ** Torrington Micropolitan NECTA and Litchfield LMA are combined

UNEMPLOYMENT RATES

Not Seasonally Adjusted

LABOR MARKET AREAS



HOURS AND EARNINGS

CONNECTICUT Statewide - Not Seasonally Adjusted

	Average Weekly Earnings				Average Weekly Hours				Average Hourly Earnings			
	Sept. 2021 P	Sept. 2020	Change over Yr.	Aug. 2021 R	Sept. 2021 P	Sept. 2020	Change over Yr.	Aug. 2021 R	Sept. 2021 P	Sept. 2020	Change over Yr.	Aug. 2021 R
Private Industry All Employees	\$1,157.01	\$1,150.88	\$6.13	\$1,163.80	34.1	34.1	0.0	34.3	\$33.93	\$33.75	\$0.18	\$33.93
Manufacturing*												
Production Workers	\$1,098.47	\$1,199.02	-\$100.55	\$1,088.49	39.4	40.7	-1.3	39.0	\$27.88	\$29.46	-\$1.58	\$27.91

* Production worker data have been impacted by the loss of a large, high-paying manufacturer from the monthly sample.

P = Preliminary

R = Revised

Hours and earnings are also developed for the state's major industry sectors and Labor Market Areas. They can be found on our website at: www1.ctdol.state.ct.us/lmi

TRENDS

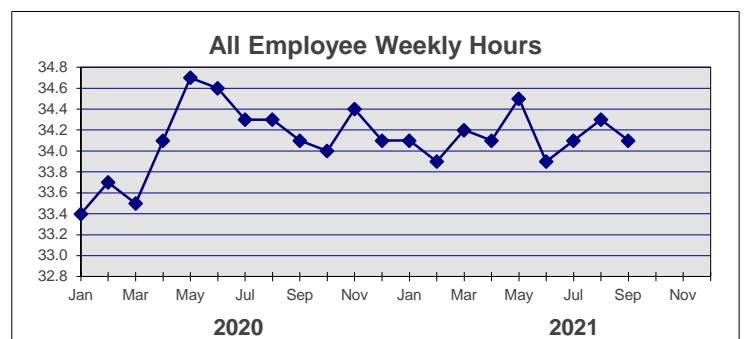
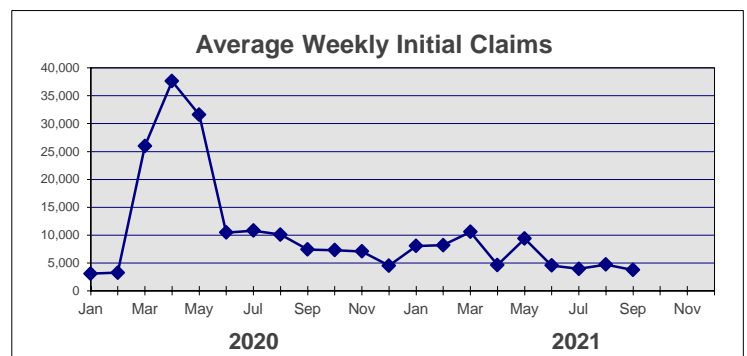
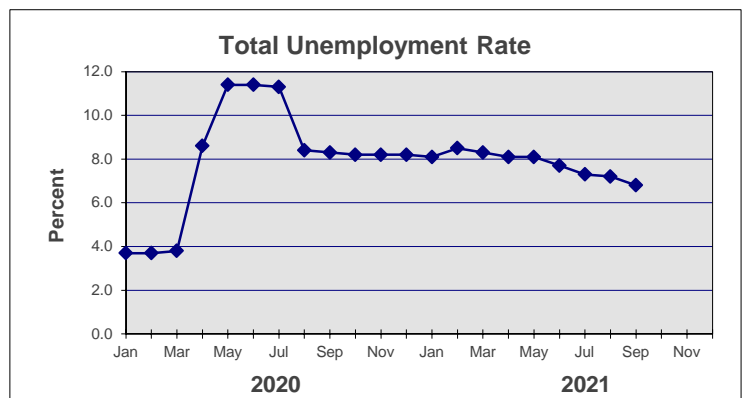
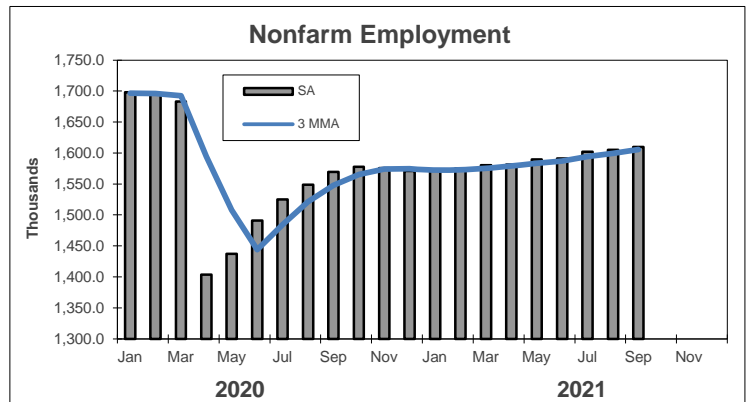
Seasonally Adjusted

	Nonfarm Employment (000s)	Total Unemployment Rate
2020		
Jan	1,698.0	3.7
Feb	1,696.3	3.7
Mar	1,683.3	3.8
Apr	1,403.9	8.6
May	1,437.5	11.4
Jun	1,490.9	11.4
Jul	1,525.0	11.3
Aug	1,549.0	8.4
Sep	1,569.2	8.3
Oct	1,577.7	8.2
Nov	1,575.4	8.2
Dec	1,570.8	8.2

2021		
Jan	1,571.8	8.1
Feb	1,574.9	8.5
Mar	1,580.1	8.3
Apr	1,581.3	8.1
May	1,589.4	8.1
Jun	1,590.9	7.7
Jul	1,602.0	7.3
Aug	1,605.0 R	7.2 R
Sep	1,609.7 P	6.8 P
Oct		
Nov		
Dec		

	Avg Weekly Initial Claims	All Employee Weekly Hours*
2020		
Jan	3,079	33.4
Feb	3,243	33.7
Mar	25,989	33.5
Apr	37,632	34.1
May	31,592	34.7
Jun	10,446	34.6
Jul	10,794	34.3
Aug	10,073	34.3
Sep	7,408	34.1
Oct	7,295	34.0
Nov	7,072	34.4
Dec	4,493	34.1

2021		
Jan	8,040	34.1
Feb	8,184	33.9
Mar	10,553	34.2
Apr	4,609	34.1
May	9,346	34.5
Jun	4,524	33.9
Jul	3,937	34.1
Aug	4,699	34.3 R
Sep	3,730	34.1 P
Oct		
Nov		
Dec		



* Not seasonally adjusted

P = Preliminary

R = Revised

** Labor-management dispute

APPENDIX 3

SOC	Job Title	Total	Percent
412031	Retail Salespersons	220	2.92%
412011	Cashiers	174	2.31%
434051	Customer Service Representatives	149	1.97%
119199	Managers, All Other	148	1.96%
436014	Secretaries and Administrative Assistants, Except Legal, Medical, and Executive	141	1.87%
537062	Laborers and Freight, Stock, and Material Movers, Hand	128	1.70%
111021	General and Operations Managers	116	1.54%
411011	First-Line Supervisors of Retail Sales Workers	115	1.52%
112022	Sales Managers	112	1.48%
113011	Administrative Services Managers	98	1.30%
436011	Executive Secretaries and Executive Administrative Assistants	90	1.19%
434171	Receptionists and Information Clerks	79	1.05%
132011	Accountants	77	1.02%
439061	Office Clerks, General	74	0.98%
112021	Marketing Managers	70	0.93%
311014	Nursing Assistants	70	0.93%
311011	Home Health Aides	68	0.90%
353021	Combined Food Preparation and Serving Workers, Including Fast Food	68	0.90%
151199	Information Technology Project Managers	66	0.87%
399021	Personal Care Aides	66	0.87%
413099	Sales Representatives, Services, All Other	65	0.86%
433031	Bookkeeping, Accounting, and Auditing Clerks	65	0.86%
533031	Driver/Sales Workers	61	0.81%
414012	Sales Representatives, Wholesale and Manufacturing, Except Technical and Scientific Products	60	0.80%
439199	Office and Administrative Support Workers, All Other	60	0.80%
353031	Waiters and Waitresses	59	0.78%
372011	Janitors and Cleaners, Except Maids and Housekeeping Cleaners	58	0.77%
113031	Financial Managers, Branch or Department	56	0.74%
259041	Teacher Assistants	54	0.72%
499071	Maintenance and Repair Workers, General	54	0.72%
435081	Stock Clerks- Stockroom, Warehouse, or Storage Yard	53	0.70%
111011	Chief Executives	52	0.69%
113021	Computer and Information Systems Managers	51	0.68%
399011	Childcare Workers	49	0.65%
435081	Stock Clerks, Sales Floor	48	0.64%
372012	Maids and Housekeeping Cleaners	46	0.61%
131161	Market Research Analysts and Marketing Specialists	44	0.58%
352021	Food Preparation Workers	41	0.54%
253099	Teachers and Instructors, All Other	38	0.50%
291141	Registered Nurses	38	0.50%
537064	Packers and Packagers, Hand	38	0.50%
119051	Food Service Managers	37	0.49%
132051	Financial Analysts	37	0.49%
113121	Human Resources Managers	35	0.46%
131071	Human Resources Specialists	33	0.44%
339032	Security Guards	33	0.44%
151121	Computer Systems Analysts	32	0.42%

431011 First-Line Supervisors of Office and Administrative Support Workers	32	0.42%
271024 Graphic Designers	31	0.41%
319092 Medical Assistants	30	0.40%
434081 Hotel, Motel, and Resort Desk Clerks	29	0.38%
435071 Shipping, Receiving, and Traffic Clerks	29	0.38%
232011 Paralegals and Legal Assistants	28	0.37%
272012 Program Directors	28	0.37%
419099 Sales and Related Workers, All Other	28	0.37%
511011 First-Line Supervisors of Production and Operating Workers	28	0.37%
514041 Machinists	28	0.37%
411012 First-Line Supervisors of Non-Retail Sales Workers	27	0.36%
352011 Cooks, Fast Food	26	0.34%
373011 Landscaping and Groundskeeping Workers	26	0.34%
519199 Production Workers, All Other	26	0.34%
292052 Pharmacy Technicians	25	0.33%
472061 Construction Laborers	25	0.33%
112011 Advertising and Promotions Managers	24	0.32%
131121 Meeting, Convention, and Event Planners	24	0.32%
151151 Computer User Support Specialists	24	0.32%
253099 Tutors	24	0.32%
399032 Recreation Workers	24	0.32%
435061 Production, Planning, and Expediting Clerks	24	0.32%
436013 Medical Secretaries	24	0.32%
119141 Property, Real Estate, and Community Association Managers	23	0.30%
119199 Compliance Managers	23	0.30%
131199 Business Operations Specialists, All Other	23	0.30%
194099 Quality Control Analysts	23	0.30%
351012 First-Line Supervisors of Food Preparation and Serving Workers	23	0.30%
519061 Inspectors, Testers, Sorters, Samplers, and Weighers	23	0.30%
151142 Network and Computer Systems Administrators	22	0.29%
151199 Business Intelligence Analysts	22	0.29%
231011 Lawyers	22	0.29%
351011 Chefs and Head Cooks	22	0.29%
413021 Insurance Sales Agents	22	0.29%
252011 Preschool Teachers, Except Special Education	21	0.28%
271011 Art Directors	21	0.28%
359011 Dining Room and Cafeteria Attendants and Bartender Helpers	21	0.28%
439021 Data Entry Keyers	21	0.28%
119021 Construction Managers	20	0.27%
119111 Medical and Health Services Managers	20	0.27%
172141 Mechanical Engineers	20	0.27%
353041 Food Servers, Nonrestaurant	20	0.27%
413031 Sales Agents, Financial Services	20	0.27%
113131 Training and Development Managers	19	0.25%
132072 Loan Officers	19	0.25%
132099 Financial Specialists, All Other	19	0.25%
211012 Educational, Guidance, School, and Vocational Counselors	19	0.25%
319099 Healthcare Support Workers, All Other	19	0.25%

393011 Gaming Dealers	19	0.25%
434051 Patient Representatives	19	0.25%
151132 Software Developers, Applications	18	0.24%
151152 Computer Network Support Specialists	18	0.24%
352014 Cooks, Restaurant	18	0.24%
414011 Sales Representatives, Wholesale and Manufacturing, Technical and Scientific Products	18	0.24%
436012 Legal Secretaries	18	0.24%
151133 Software Developers, Systems Software	17	0.23%
151141 Database Administrators	17	0.23%
211093 Social and Human Service Assistants	17	0.23%
292061 Licensed Practical and Licensed Vocational Nurses	17	0.23%
413011 Advertising Sales Agents	17	0.23%
439041 Insurance Policy Processing Clerks	17	0.23%
512099 Assemblers and Fabricators, All Other	17	0.23%
113061 Purchasing Managers	16	0.21%
119151 Social and Community Service Managers	16	0.21%
131151 Training and Development Specialists	16	0.21%
271026 Merchandise Displayers and Window Trimmers	16	0.21%
272012 Producers	16	0.21%
273031 Public Relations Specialists	16	0.21%
273041 Editors	16	0.21%
353011 Bartenders	16	0.21%
371011 First-Line Supervisors of Housekeeping and Janitorial Workers	16	0.21%
392021 Nonfarm Animal Caretakers	16	0.21%
413041 Travel Agents	16	0.21%
533032 Heavy and Tractor-Trailer Truck Drivers	16	0.21%
131031 Insurance Adjusters, Examiners, and Investigators	15	0.20%
132011 Auditors	15	0.20%
132053 Insurance Underwriters	15	0.20%
172199 Engineers, All Other	15	0.20%
172199 Manufacturing Engineers	15	0.20%
353022 Counter Attendants, Cafeteria, Food Concession, and Coffee Shop	15	0.20%
359021 Dishwashers	15	0.20%
399011 Nannies	15	0.20%
399041 Residential Advisors	15	0.20%
433021 Billing, Cost, and Rate Clerks	15	0.20%
499098 Helpers--Installation, Maintenance, and Repair Workers	15	0.20%
173029 Manufacturing Production Technicians	14	0.19%
211099 Community and Social Service Specialists, All Other	14	0.19%
252021 Elementary School Teachers, Except Special Education	14	0.19%
273022 Reporters and Correspondents	14	0.19%
395012 Hairdressers, Hairstylists, and Cosmetologists	14	0.19%
419022 Real Estate Sales Agents	14	0.19%
434151 Order Clerks	14	0.19%
435081 Order Fillers, Wholesale and Retail Sales	14	0.19%
439051 Mail Clerks and Mail Machine Operators, Except Postal Service	14	0.19%
516011 Laundry and Dry-Cleaning Workers	14	0.19%
119033 Education Administrators, Postsecondary	13	0.17%

131111 Management Analysts	13	0.17%
132052 Personal Financial Advisors	13	0.17%
151131 Computer Programmers	13	0.17%
333051 Police Patrol Officers	13	0.17%
399031 Fitness Trainers and Aerobics Instructors	13	0.17%
433011 Bill and Account Collectors	13	0.17%
433071 Tellers	13	0.17%
434121 Library Assistants, Clerical	13	0.17%
434161 Human Resources Assistants, Except Payroll and Timekeeping	13	0.17%
491011 First-Line Supervisors of Mechanics, Installers, and Repairers	13	0.17%
513011 Bakers	13	0.17%
113051 Quality Control Systems Managers	12	0.16%
211094 Community Health Workers	12	0.16%
271025 Interior Designers	12	0.16%
274021 Photographers	12	0.16%
292071 Medical Records and Health Information Technicians	12	0.16%
353022 Baristas	12	0.16%
359031 Hosts and Hostesses, Restaurant, Lounge, and Coffee Shop	12	0.16%
435021 Couriers and Messengers	12	0.16%
492011 Computer, Automated Teller, and Office Machine Repairers	12	0.16%
519198 Helpers--Production Workers	12	0.16%
533033 Light Truck or Delivery Services Drivers	12	0.16%
112031 Public Relations and Fundraising Managers	11	0.15%
113031 Treasurers and Controllers	11	0.15%
119041 Architectural and Engineering Managers	11	0.15%
131081 Logistics Analysts	11	0.15%
151122 Information Security Analysts	11	0.15%
152031 Operations Research Analysts	11	0.15%
173019 Drafters, All Other	11	0.15%
291051 Pharmacists	11	0.15%
291063 Internists, General	11	0.15%
292041 Emergency Medical Technicians and Paramedics	11	0.15%
359099 Food Preparation and Serving Related Workers, All Other	11	0.15%
395092 Manicurists and Pedicurists	11	0.15%
435032 Dispatchers, Except Police, Fire, and Ambulance	11	0.15%
472111 Electricians	11	0.15%
536021 Parking Lot Attendants	11	0.15%
113071 Logistics Managers	10	0.13%
132041 Credit Analysts	10	0.13%
132099 Risk Management Specialists	10	0.13%
151134 Web Developers	10	0.13%
151199 Document Management Specialists	10	0.13%
172011 Aerospace Engineers	10	0.13%
172071 Electrical Engineers	10	0.13%
211091 Health Educators	10	0.13%
271029 Designers, All Other	10	0.13%
319011 Massage Therapists	10	0.13%
319091 Dental Assistants	10	0.13%

412022 Parts Salespersons	10	0.13%
433051 Payroll and Timekeeping Clerks	10	0.13%
434111 Interviewers, Except Eligibility and Loan	10	0.13%
439041 Insurance Claims Clerks	10	0.13%
439081 Proofreaders and Copy Markers	10	0.13%
471011 First-Line Supervisors of Construction Trades and Extraction Workers	10	0.13%
514121 Welders, Cutters, and Welder Fitters	10	0.13%
533022 Bus Drivers, School or Special Client	10	
113071 Storage and Distribution Managers	9	
119081 Lodging Managers	9	
119199 Supply Chain Managers	9	
131023 Purchasing Agents, Except Wholesale, Retail, and Farm Products	9	
172112 Industrial Engineers	9	
211023 Mental Health and Substance Abuse Social Workers	9	
251081 Education Teachers, Postsecondary	9	
391011 Gaming Supervisors	9	
433061 Procurement Clerks	9	
433099 Financial Clerks, All Other	9	
472141 Painters, Construction and Maintenance	9	
492094 Electrical and Electronics Repairers, Commercial and Industrial Equipment	9	
515112 Printing Press Operators	9	
537061 Cleaners of Vehicles and Equipment	9	
119031 Education Administrators, Preschool and Childcare Center/Program	8	
131081 Logisticians	8	
194021 Biological Technicians	8	
211022 Healthcare Social Workers	8	
211029 Social Workers, All Other	8	
252031 Secondary School Teachers, Except Special and Career/Technical Education	8	
273043 Copy Writers	8	
292099 Radiologic Technicians	8	
333012 Correctional Officers and Jailers	8	
352012 Cooks, Institution and Cafeteria	8	
412021 Counter and Rental Clerks	8	
435053 Postal Service Mail Sorters, Processors, and Processing Machine Operators	8	
472031 Construction Carpenters	8	
499043 Maintenance Workers, Machinery	8	
514011 Computer-Controlled Machine Tool Operators, Metal and Plastic	8	
519111 Packaging and Filling Machine Operators and Tenders	8	
531021 First-Line Supervisors of Helpers, Laborers, and Material Movers, Hand	8	
537081 Refuse and Recyclable Material Collectors	8	
119199 Investment Fund Managers	7	
119199 Loss Prevention Managers	7	
131141 Compensation, Benefits, and Job Analysis Specialists	7	
132099 Financial Quantitative Analysts	7	
151199 Software Quality Assurance Engineers and Testers	7	
151199 Computer Systems Engineers/Architects	7	
173011 Architectural Drafters	7	
173021 Aerospace Engineering and Operations Technicians	7	

211011 Substance Abuse and Behavioral Disorder Counselors	7
211019 Counselors, All Other	7
212011 Clergy	7
251191 Graduate Teaching Assistants	7
252051 Special Education Teachers, Preschool	7
253021 Self-Enrichment Education Teachers	7
259031 Instructional Coordinators	7
272012 Technical Directors/Managers	7
273099 Media and Communication Workers, All Other	7
274012 Broadcast Technicians	7
274031 Camera Operators, Television, Video, and Motion Picture	7
292021 Dental Hygienists	7
312021 Physical Therapist Assistants	7
319096 Veterinary Assistants and Laboratory Animal Caretakers	7
319097 Phlebotomists	7
493021 Automotive Body and Related Repairers	7
493023 Automotive Specialty Technicians	7
512092 Team Assemblers	7
514111 Tool and Die Makers	7
113051 Industrial Production Managers	6
131022 Wholesale and Retail Buyers, Except Farm Products	6
131131 Fundraisers	6
151143 Computer Network Architects	6
151199 Computer Occupations, All Other	6
172051 Civil Engineers	6
173013 Mechanical Drafters	6
192031 Chemists	6
211015 Rehabilitation Counselors	6
211021 Child, Family, and School Social Workers	6
271019 Artists and Related Workers, All Other	6
272022 Coaches and Scouts	6
273042 Technical Writers	6
274032 Film and Video Editors	6
291123 Physical Therapists	6
292012 Medical and Clinical Laboratory Technicians	6
391021 Spa Managers	6
399099 Personal Care and Service Workers, All Other	6
413031 Sales Agents, Securities and Commodities	6
434181 Reservation and Transportation Ticket Agents and Travel Clerks	6
472073 Operating Engineers and Other Construction Equipment Operators	6
493031 Bus and Truck Mechanics and Diesel Engine Specialists	6
499021 Heating and Air Conditioning Mechanics and Installers	6
512022 Electrical and Electronic Equipment Assemblers	6
514031 Cutting, Punching, and Press Machine Setters, Operators, and Tenders, Metal and Plastic	6
519032 Cutting and Slicing Machine Setters, Operators, and Tenders	6
533041 Taxi Drivers and Chauffeurs	6
537051 Industrial Truck and Tractor Operators	6
131199 Security Management Specialists	5

132099 Fraud Examiners, Investigators and Analysts	5
152011 Actuaries	5
172041 Chemical Engineers	5
194031 Chemical Technicians	5
211014 Mental Health Counselors	5
251194 Vocational Education Teachers, Postsecondary	5
252022 Middle School Teachers, Except Special and Career/Technical Education	5
252054 Special Education Teachers, Secondary School	5
252059 Special Education Teachers, All Other	5
271013 Fine Artists, Including Painters, Sculptors, and Illustrators	5
271023 Floral Designers	5
292099 Health Technologists and Technicians, All Other	5
311013 Psychiatric Aides	5
319093 Medical Equipment Preparers	5
339092 Lifeguards, Ski Patrol, and Other Recreational Protective Service Workers	5
393091 Amusement and Recreation Attendants	5
419011 Demonstrators and Product Promoters	5
432021 Telephone Operators	5
434061 Eligibility Interviewers, Government Programs	5
434141 New Accounts Clerks	5
435011 Cargo and Freight Agents	5
435051 Postal Service Clerks	5
435052 Postal Service Mail Carriers	5
452092 Nursery Workers	5
472152 Plumbers	5
493023 Automotive Service Technicians and Mechanics	5
493023 Automotive Master Mechanics	5
499099 Installation, Maintenance, and Repair Workers, All Other	5
513021 Butchers and Meat Cutters	5
514199 Metal Workers and Plastic Workers, All Other	5
537011 Conveyor Operators and Tenders	5
113111 Compensation and Benefits Managers	4
119032 Education Administrators, Elementary and Secondary School	4
119039 Education Administrators, All Other	4
119199 Security Managers	4
131031 Claims Examiners, Property and Casualty Insurance	4
132021 Appraisers, Real Estate	4
132081 Tax Examiners and Collectors, and Revenue Agents	4
132082 Tax Preparers	4
151199 Database Architects	4
172131 Materials Engineers	4
172199 Energy Engineers	4
173023 Electronics Engineering Technicians	4
173027 Mechanical Engineering Technicians	4
173029 Manufacturing Engineering Technologists	4
191022 Microbiologists	4
192012 Physicists	4
194091 Environmental Science and Protection Technicians, Including Health	4

251126 Philosophy and Religion Teachers, Postsecondary	4
254021 Librarians	4
254031 Library Technicians	4
259099 Education, Training, and Library Workers, All Other	4
271014 Multimedia Artists and Animators	4
271021 Commercial and Industrial Designers	4
272099 Entertainers and Performers, Sports and Related Workers, All Other	4
273011 Radio and Television Announcers	4
273091 Interpreters and Translators	4
291031 Dietitians and Nutritionists	4
291122 Occupational Therapists	4
292051 Dietetic Technicians	4
292053 Psychiatric Technicians	4
299091 Athletic Trainers	4
311015 Orderlies	4
352013 Cooks, Private Household	4
352015 Cooks, Short Order	4
393031 Ushers, Lobby Attendants, and Ticket Takers	4
414011 Solar Sales Representatives and Assessors	4
419031 Sales Engineers	4
419041 Telemarketers	4
419091 Door-To-Door Sales Workers, News and Street Vendors, and Related Workers	4
433041 Gaming Cage Workers	4
434011 Brokerage Clerks	4
434071 File Clerks	4
434131 Loan Interviewers and Clerks	4
434199 Information and Record Clerks, All Other	4
473015 Helpers--Pipelayers, Plumbers, Pipefitters, and Steamfitters	4
474011 Construction and Building Inspectors	4
474051 Highway Maintenance Workers	4
492021 Radio Mechanics	4
512011 Aircraft Structure, Surfaces, Rigging, and Systems Assemblers	4
513093 Food Cooking Machine Operators and Tenders	4
518091 Chemical Plant and System Operators	4
519081 Dental Laboratory Technicians	4
519123 Painting, Coating, and Decorating Workers	4
536031 Automotive and Watercraft Service Attendants	4
553019 Military Enlisted Tactical Operations and Air/Weapons Specialists and Crew Members, All Other	4
111031 Legislators	3
119013 Nursery and Greenhouse Managers	3
119039 Fitness and Wellness Coordinators	3
131011 Agents and Business Managers of Artists, Performers, and Athletes	3
131021 Buyers and Purchasing Agents, Farm Products	3
131051 Cost Estimators	3
131199 Online Merchants	3
151143 Telecommunications Engineering Specialists	3
152041 Statisticians	3
171022 Surveyors	3

172061 Computer Hardware Engineers	3
173024 Electro-Mechanical Technicians	3
173029 Electronics Engineering Technologists	3
173029 Industrial Engineering Technologists	3
191042 Medical Scientists, Except Epidemiologists	3
192041 Climate Change Analysts	3
193022 Survey Researchers	3
193031 Clinical Psychologists	3
193032 Industrial-Organizational Psychologists	3
194011 Agricultural Technicians	3
212099 Religious Workers, All Other	3
251123 English Language and Literature Teachers, Postsecondary	3
252023 Career/Technical Education Teachers, Middle School	3
252052 Special Education Teachers, Kindergarten and Elementary School	3
254012 Curators	3
259031 Instructional Designers and Technologists	3
272011 Actors	3
272042 Musicians, Instrumental	3
291011 Chiropractors	3
291071 Physician Assistants	3
291125 Recreational Therapists	3
291171 Nurse Practitioners	3
292011 Medical and Clinical Laboratory Technologists	3
292032 Diagnostic Medical Sonographers	3
292056 Veterinary Technologists and Technicians	3
299099 Healthcare Practitioners and Technical Workers, All Other	3
319094 Medical Transcriptionists	3
373013 Tree Trimmers and Pruners	3
392011 Animal Trainers	3
393092 Costume Attendants	3
393099 Entertainment Attendants and Related Workers, All Other	3
395091 Makeup Artists, Theatrical and Performance	3
413031 Securities and Commodities Traders	3
433021 Statement Clerks	3
434041 Credit Checkers	3
439011 Computer Operators	3
439031 Desktop Publishers	3
439071 Office Machine Operators, Except Computer	3
452093 Farmworkers, Farm, Ranch, and Aquacultural Animals	3
473012 Helpers--Carpenters	3
473013 Helpers--Electricians	3
474041 Hazardous Materials Removal Workers	3
492022 Telecommunications Equipment Installers and Repairers, Except Line Installers	3
499021 Refrigeration Mechanics and Installers	3
499031 Home Appliance Repairers	3
514033 Grinding, Lapping, Polishing, and Buffing Machine Tool Setters, Operators, and Tenders, Metal	3
514035 Milling and Planing Machine Setters, Operators, and Tenders, Metal and Plastic	3
514071 Foundry Mold and Coremakers	3

515111 Prepress Technicians and Workers	3
517011 Cabinetmakers and Bench Carpenters	3
518031 Water and Wastewater Treatment Plant and System Operators	3
519121 Coating, Painting, and Spraying Machine Setters, Operators, and Tenders	3
519151 Photographic Process Workers and Processing Machine Operators	3
531031 First-Line Supervisors of Transportation and Material-Moving Machine and Vehicle Operators	3
536099 Transportation Workers, All Other	3
537199 Material Moving Workers, All Other	3
119121 Water Resource Specialists	2
119199 Regulatory Affairs Managers	2
131199 Business Continuity Planners	2
131199 Sustainability Specialists	2
132031 Budget Analysts	2
132061 Financial Examiners	2
132071 Loan Counselors	2
151111 Computer and Information Research Scientists	2
151199 Web Administrators	2
151199 Search Marketing Strategists	2
151199 Video Game Designers	2
171012 Landscape Architects	2
172051 Transportation Engineers	2
172072 Electronics Engineers, Except Computer	2
172111 Fire-Prevention and Protection Engineers	2
172141 Automotive Engineers	2
172199 Mechatronics Engineers	2
173012 Electronic Drafters	2
173012 Electrical Drafters	2
173029 Non-Destructive Testing Specialists	2
191020 Biologists	2
191021 Biochemists and Biophysicists	2
191029 Molecular and Cellular Biologists	2
191031 Park Naturalists	2
194061 Social Science Research Assistants	2
232091 Court Reporters	2
232099 Legal Support Workers, All Other	2
251071 Health Specialties Teachers, Postsecondary	2
251121 Art, Drama, and Music Teachers, Postsecondary	2
251122 Communications Teachers, Postsecondary	2
251124 Foreign Language and Literature Teachers, Postsecondary	2
251193 Recreation and Fitness Studies Teachers, Postsecondary	2
252032 Career/Technical Education Teachers, Secondary School	2
252053 Special Education Teachers, Middle School	2
259011 Audio-Visual and Multimedia Collections Specialists	2
271012 Craft Artists	2
271027 Set and Exhibit Designers	2
272012 Directors- Stage, Motion Pictures, Television, and Radio	2
272031 Dancers	2
272032 Choreographers	2

273043 Poets, Lyricists and Creative Writers	2
274014 Sound Engineering Technicians	2
291021 Dentists, General	2
292034 Radiologic Technologists	2
299011 Occupational Health and Safety Specialists	2
299012 Occupational Health and Safety Technicians	2
312011 Occupational Therapy Assistants	2
312012 Occupational Therapy Aides	2
312022 Physical Therapist Aides	2
333021 Criminal Investigators and Special Agents	2
333021 Immigration and Customs Inspectors	2
339021 Private Detectives and Investigators	2
339099 Retail Loss Prevention Specialists	2
371012 First-Line Supervisors of Landscaping, Lawn Service, and Groundskeeping Workers	2
372021 Pest Control Workers	2
395011 Barbers	2
395093 Shampooers	2
396011 Baggage Porters and Bellhops	2
396012 Concierges	2
397011 Tour Guides and Escorts	2
397012 Travel Guides	2
432011 Switchboard Operators, Including Answering Service	2
435081 Marking Clerks	2
435111 Weighers, Measurers, Checkers, and Samplers, Recordkeeping	2
451011 First-Line Supervisors of Animal Husbandry and Animal Care Workers	2
452092 Farmworkers and Laborers, Crop	2
452099 Agricultural Workers, All Other	2
472031 Rough Carpenters	2
472181 Roofers	2
492092 Electric Motor, Power Tool, and Related Repairers	2
492096 Electronic Equipment Installers and Repairers, Motor Vehicles	2
492097 Electronic Home Entertainment Equipment Installers and Repairers	2
492098 Security and Fire Alarm Systems Installers	2
493011 Aircraft Mechanics and Service Technicians	2
493053 Outdoor Power Equipment and Other Small Engine Mechanics	2
493093 Tire Repairers and Changers	2
499041 Industrial Machinery Mechanics	2
499094 Locksmiths and Safe Repairers	2
499095 Manufactured Building and Mobile Home Installers	2
512021 Coil Winders, Tapers, and Finishers	2
513022 Meat, Poultry, and Fish Cutters and Trimmers	2
513092 Food Batchmakers	2
514081 Multiple Machine Tool Setters, Operators, and Tenders, Metal and Plastic	2
514192 Layout Workers, Metal and Plastic	2
514194 Tool Grinders, Filers, and Sharpeners	2
515113 Print Binding and Finishing Workers	2
518013 Power Plant Operators	2
519023 Mixing and Blending Machine Setters, Operators, and Tenders	2

519031 Cutters and Trimmers, Hand	2
519071 Jewelers	2
519071 Precious Metal Workers	2
519192 Cleaning, Washing, and Metal Pickling Equipment Operators and Tenders	2
531011 Aircraft Cargo Handling Supervisors	2
532011 Airline Pilots, Copilots, and Flight Engineers	2
532012 Commercial Pilots	2
532021 Air Traffic Controllers	2
532022 Airfield Operations Specialists	2
533021 Bus Drivers, Transit and Intercity	2
535011 Sailors and Marine Oilers	2
536051 Aviation Inspectors	2
536051 Transportation Vehicle, Equipment and Systems Inspectors, Except Aviation	2
537032 Excavating and Loading Machine and Dragline Operators	2
537063 Machine Feeders and Offbearers	2
551019 Military Officer Special and Tactical Operations Leaders, All Other	2
119013 Farm and Ranch Managers	1
119039 Distance Learning Coordinators	1
119041 Biofuels/Biodiesel Technology and Product Development Managers	1
119071 Gaming Managers	1
119121 Natural Sciences Managers	1
119121 Clinical Research Coordinators	1
119131 Postmasters and Mail Superintendents	1
119161 Emergency Management Directors	1
119199 Wind Energy Project Managers	1
131032 Insurance Appraisers, Auto Damage	1
131041 Environmental Compliance Inspectors	1
131041 Government Property Inspectors and Investigators	1
131041 Regulatory Affairs Specialists	1
132071 Credit Counselors	1
151199 Geospatial Information Scientists and Technologists	1
151199 Geographic Information Systems Technicians	1
151199 Data Warehousing Specialists	1
152041 Biostatisticians	1
152041 Clinical Data Managers	1
171011 Architects, Except Landscape and Naval	1
172031 Biomedical Engineers	1
172072 Radio Frequency Identification Device Specialists	1
172081 Environmental Engineers	1
172111 Industrial Safety and Health Engineers	1
172121 Marine Engineers	1
172141 Fuel Cell Engineers	1
172199 Validation Engineers	1
173011 Civil Drafters	1
173022 Civil Engineering Technicians	1
173023 Electrical Engineering Technicians	1
173024 Robotics Technicians	1
173025 Environmental Engineering Technicians	1

173027 Automotive Engineering Technicians	1
173029 Engineering Technicians, Except Drafters, All Other	1
173029 Electrical Engineering Technologists	1
173029 Electromechanical Engineering Technologists	1
173029 Fuel Cell Technicians	1
173031 Surveying Technicians	1
191011 Animal Scientists	1
191012 Food Scientists and Technologists	1
191029 Biological Scientists, All Other	1
191032 Foresters	1
191099 Life Scientists, All Other	1
192041 Environmental Scientists and Specialists, Including Health	1
192041 Environmental Restoration Planners	1
192042 Geoscientists, Except Hydrologists and Geographers	1
193011 Economists	1
193031 School Psychologists	1
193031 Counseling Psychologists	1
193039 Psychologists, All Other	1
193093 Historians	1
193094 Political Scientists	1
194011 Food Science Technicians	1
194041 Geophysical Data Technicians	1
194041 Geological Sample Test Technicians	1
194051 Nuclear Equipment Operation Technicians	1
194051 Nuclear Monitoring Technicians	1
194061 City and Regional Planning Aides	1
194092 Forensic Science Technicians	1
211013 Marriage and Family Therapists	1
212021 Directors, Religious Activities and Education	1
231012 Judicial Law Clerks	1
231022 Arbitrators, Mediators, and Conciliators	1
232093 Title Examiners, Abstractors, and Searchers	1
251042 Biological Science Teachers, Postsecondary	1
251052 Chemistry Teachers, Postsecondary	1
251054 Physics Teachers, Postsecondary	1
251062 Area, Ethnic, and Cultural Studies Teachers, Postsecondary	1
251066 Psychology Teachers, Postsecondary	1
252012 Kindergarten Teachers, Except Special Education	1
253011 Adult Basic and Secondary Education and Literacy Teachers and Instructors	1
254011 Archivists	1
254013 Museum Technicians and Conservators	1
271022 Fashion Designers	1
272012 Talent Directors	1
272021 Athletes and Sports Competitors	1
272023 Umpires, Referees, and Other Sports Officials	1
272041 Music Directors	1
274013 Radio Operators	1
291022 Oral and Maxillofacial Surgeons	1

291041 Optometrists	1
291062 Family and General Practitioners	1
291067 Surgeons	1
291069 Physical Medicine and Rehabilitation Physicians	1
291125 Art Therapists	1
291127 Speech-Language Pathologists	1
291131 Veterinarians	1
291141 Acute Care Nurses	1
291199 Acupuncturists	1
291199 Naturopathic Physicians	1
292031 Cardiovascular Technologists and Technicians	1
292033 Nuclear Medicine Technologists	1
292055 Surgical Technologists	1
292057 Ophthalmic Medical Technicians	1
292092 Hearing Aid Specialists	1
292099 Surgical Assistants	1
319095 Pharmacy Aides	1
319099 Speech-Language Pathology Assistants	1
331012 First-Line Supervisors of Police and Detectives	1
332011 Municipal Firefighters	1
333031 Fish and Game Wardens	1
339031 Gaming Surveillance Officers and Gaming Investigators	1
339091 Crossing Guards	1
339099 Protective Service Workers, All Other	1
352019 Cooks, All Other	1
372019 Building Cleaning Workers, All Other	1
373012 Pesticide Handlers, Sprayers, and Applicators, Vegetation	1
373019 Grounds Maintenance Workers, All Other	1
391021 First-Line Supervisors of Personal Service Workers	1
393019 Gaming Service Workers, All Other	1
393093 Locker Room, Coatroom, and Dressing Room Attendants	1
395094 Skincare Specialists	1
412012 Gaming Change Persons and Booth Cashiers	1
432099 Communications Equipment Operators, All Other	1
434021 Correspondence Clerks	1
434031 Court Clerks	1
434031 Municipal Clerks	1
434031 License Clerks	1
435011 Freight Forwarders	1
435031 Police, Fire, and Ambulance Dispatchers	1
435041 Meter Readers, Utilities	1
452091 Agricultural Equipment Operators	1
453011 Fishers and Related Fishing Workers	1
453021 Hunters and Trappers	1
454011 Forest and Conservation Workers	1
472041 Carpet Installers	1
472053 Terrazzo Workers and Finishers	1
472082 Tapers	1

472152 Pipe Fitters and Steamfitters	1
472211 Sheet Metal Workers	1
472231 Solar Photovoltaic Installers	1
473014 Helpers--Painters, Paperhangers, Plasterers, and Stucco Masons	1
473019 Helpers, Construction Trades, All Other	1
474071 Septic Tank Servicers and Sewer Pipe Cleaners	1
474099 Construction and Related Workers, All Other	1
475081 Helpers--Extraction Workers	1
492093 Electrical and Electronics Installers and Repairers, Transportation Equipment	1
492095 Electrical and Electronics Repairers, Powerhouse, Substation, and Relay	1
493042 Mobile Heavy Equipment Mechanics, Except Engines	1
493051 Motorboat Mechanics and Service Technicians	1
493091 Bicycle Repairers	1
499012 Control and Valve Installers and Repairers, Except Mechanical Door	1
499044 Millwrights	1
499052 Telecommunications Line Installers and Repairers	1
499063 Musical Instrument Repairers and Tuners	1
499096 Riggers	1
512023 Electromechanical Equipment Assemblers	1
512031 Engine and Other Machine Assemblers	1
512041 Structural Metal Fabricators and Fitters	1
512093 Timing Device Assemblers and Adjusters	1
513091 Food and Tobacco Roasting, Baking, and Drying Machine Operators and Tenders	1
514021 Extruding and Drawing Machine Setters, Operators, and Tenders, Metal and Plastic	1
514072 Molding, Coremaking, and Casting Machine Setters, Operators, and Tenders, Metal and Plastic	1
514122 Welding, Soldering, and Brazing Machine Setters, Operators, and Tenders	1
514191 Heat Treating Equipment Setters, Operators, and Tenders, Metal and Plastic	1
514193 Plating and Coating Machine Setters, Operators, and Tenders, Metal and Plastic	1
516021 Pressers, Textile, Garment, and Related Materials	1
516031 Sewing Machine Operators	1
516052 Tailors, Dressmakers, and Custom Sewers	1
516062 Textile Cutting Machine Setters, Operators, and Tenders	1
516092 Fabric and Apparel Patternmakers	1
517021 Furniture Finishers	1
517031 Model Makers, Wood	1
518011 Nuclear Power Reactor Operators	1
518099 Methane/Landfill Gas Generation System Technicians	1
519082 Medical Appliance Technicians	1
519141 Semiconductor Processors	1
519191 Adhesive Bonding Machine Operators and Tenders	1
519195 Stone Cutters and Carvers, Manufacturing	1
532031 Flight Attendants	1
533011 Ambulance Drivers and Attendants, Except Emergency Medical Technicians	1
534013 Rail Yard Engineers, Dinkey Operators, and Hostlers	1
534041 Subway and Streetcar Operators	1
535021 Mates- Ship, Boat, and Barge	1
536041 Traffic Technicians	1
536061 Transportation Attendants, Except Flight Attendants	1

537021 Crane and Tower Operators	1
537071 Gas Compressor and Gas Pumping Station Operators	1
553011 Air Crew Members	1
553016 Infantry	1
	7547

APPENDIX 4

Job Postings from Help Wanted On Line

CT Occupations with the Most HWOL Job Postings - Top 30 - September 2021		
SOC Code	Occupation	# of Postings
29-1141	Registered Nurses	3,992
53-7062	Laborers and Freight, Stock, and Material Movers, Hand	3,264
41-2031	Retail Salespersons	3,213
43-5081	Stock Clerks and Order Fillers	2,373
43-4051	Customer Service Representatives	2,262
15-1199	Computer Occupations, All Other	2,200
41-1011	First-Line Supervisors of Retail Sales Workers	2,183
41-4012	Sales Representatives, Wholesale and Manufacturing	2,092
11-9199	Managers, All Other	2,033
15-1132	Software Developers, Applications	1,847
53-3032	Heavy and Tractor-Trailer Truck Drivers	1,744
35-3021	Combined Food Preparation and Serving Workers	1,494
11-9111	Medical and Health Services Managers	1,322
31-1014	Nursing Assistants	1,153
43-6014	Secretaries and Administrative Assistants	1,026
11-1021	General and Operations Managers	1,011
11-2021	Marketing Managers	877
33-9032	Security Guards	863
39-9021	Personal Care Aides	777
37-2011	Janitors and Cleaners, Except Maids and Housekeeping Cleaners	760
49-9071	Maintenance and Repair Workers, General	725
35-3031	Waiters and Waitresses	716
11-2022	Sales Managers	703
41-2011	Cashiers	691
29-2061	Licensed Practical and Licensed Vocational Nurses	691
13-1111	Management Analysts	681
11-3031	Financial Managers	662
13-1071	Human Resources Specialists	656
53-3031	Driver/Sales Workers	651
11-9051	Food Service Managers	646
Source: CT DOL Analysis of HWOL		

Currently there are 94,000 job postings covering more than 500 occupations. The list above is the top 30. To put the 94,000 postings in context, according to BLS/JOLTS there were 45,000 quits in Connecticut in August.

We are able to provide a list of skills of each occupation where there is a job posting. Below is a list of skills for selected occupations. We selected occupations to cover a diversity of industries and education levels. If you would prefer to see skills for a different list (such as the top 5) we would be happy to provide. The top number for each occupation is the number of postings for that occupation. The number for the skills is the number of postings for that occupation that mentioned that skill.

Skills Found in Selected Occupations - September 2021	
Occupation	Job Ad Skills
Registered Nurses	3,992
Patient Care	1,381
Treatment Planning	1,295
Case Management	566
Nurse Management	557
Cardiopulmonary Resuscitation (CPR)	551
Teaching	542
Home Health	505
Scheduling	369
Acute Care	362
Patient/Family Education and Instruction	341
Software Developers, Applications	1,847
SQL	621
Java	578
Software Development	575
Software Engineering	562
JavaScript	405
Python	392
DevOps	301
Microsoft C#	280
.NET	233
Git	231
Heavy and Tractor-Trailer Truck Drivers	1,744
Truck Driving	252
HAZMAT	144
Flatbed Trucks	113
Commercial Driving	90
Customer Service	76
Post Trip Inspections	67
Forklift Operation	66
Lifting Ability	59
Scheduling	56
Customer Contact	48